

# CONDYLOGRAPH *comfort*

(Art. Nr. 04-GCR010)

**Revolutionary kinematic face bow for  
Condylography and articulator mounting**



The innovative face bow is constructed and built in a brand-new and outstanding design and concept.

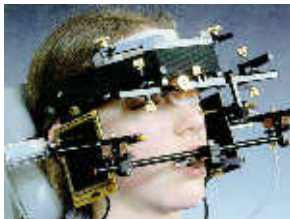
The optical characteristics and above all the functional further developments raise the new **CONDYLOGRAPH *comfort*** to an unrivalled quality level.

In view of ergonomic handling the new face bow is at the highest standard: The spectacles form of the **CONDYLOGRAPH *comfort*** offers a wide visual field for the patient.

The light weight of the face bow avoids the feeling of narrowing or constriction and grants the patient a comfortable wearing.

Face to face interaction and communication between dentist and patient is virtually non-constraining.

## *A familiar form leads to ...*



*Former design*



*New design*

## *... a high degree of acceptance*

Evaluations and comparisons between the former face bow and the new **CONDYLOGRAPH *comfort*** indicate clearly that the colourful design and the spectacles form are leading to a noticeable higher degree of acceptance by both patient and dentist.

## *Well thought-out details result in...*

Compared to the classic face bow, the new **CONDYLOGRAPH *comfort*** has a remarkably reduced weight: > 50%.

This considerable weight reduction makes the new face bow light and convenient for use.



## *...comfort and quality*



The new **CONDYLOGRAPH *comfort*** guarantees a considerably improved wearing comfort.

The innovative soft glabella cushion improves the wearing comfort for the patient significantly.

The soft glabella cushion fits smoothly to the shape of the nose and avoids painful pressure marks.

The mounting procedure of the **CONDYLOGRAPH *comfort*** to the patient is as easy as putting on eyeglasses. Even the patient himself can help and assist.

It needs only a few steps to adjust the **CONDYLOGRAPH *comfort*** to the individual size of the patient's head.



*Intelligent design results in...*

*...ergonomic handling*

Intelligent design elements like the integrated magnetic retention of the orbital pointer perfectly supports the ergonomic handling. The mark is set at a fixed offset of 22mm (vertical distance from nasion to the anterior reference point).

Attaching the compatible CADIAX flags and styli is as easy and functionally elaborated as before.

The functions of the **CONDYLOGRAPH *comfort*** are designed to facilitate an easy and ergonomic handling on the patient.



## *Systematic thinking effects...*


A series of scientific tests and evaluations had been carried out before the launch of the *CONDYLOGRAPH comfort*.

The results of these investigations confirm the high precision of the new face bow.

## *...uncompromising compatibility*

The *CONDYLOGRAPH comfort* is fully compatible with the CADIAX<sup>®</sup> *Diagnostic* system.


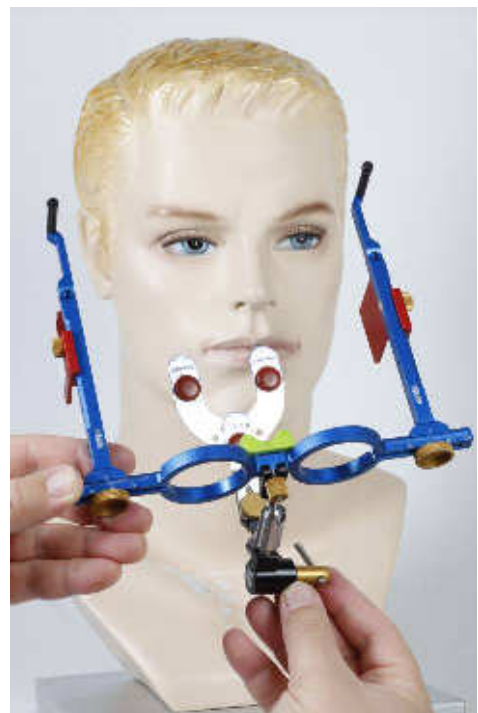
The *CONDYLOGRAPH comfort* meets all requirements which are necessary for an up-to-date jaw tracking system.



Equipped with the outstanding 3D joint bite fork support (optional, not included in set 04-GCR010), the **CONDYLOGRAPH *comfort*** immediately converts into a kinematic transfer face-bow for the transfer of dental models into the articulator.

The objectives for guaranteeing highest precision are: Condylographic recording and face bow transfer in one step, thus avoiding redundancies and error-prone separate mounting of other face bows.

*outstanding function is...  
...integrated model transfer*



The results are unbeatably precise: Irregularities in results, easily caused by combining values out of separate work steps (different face-bows for jaw tracking and mounting) can thus be avoided.

The usage of one face bow for two applications is an invaluable advantage of the GAMMA system.

An easy and cost-effective upgrade is possible for all existing CADIAX Diagnostic systems.